



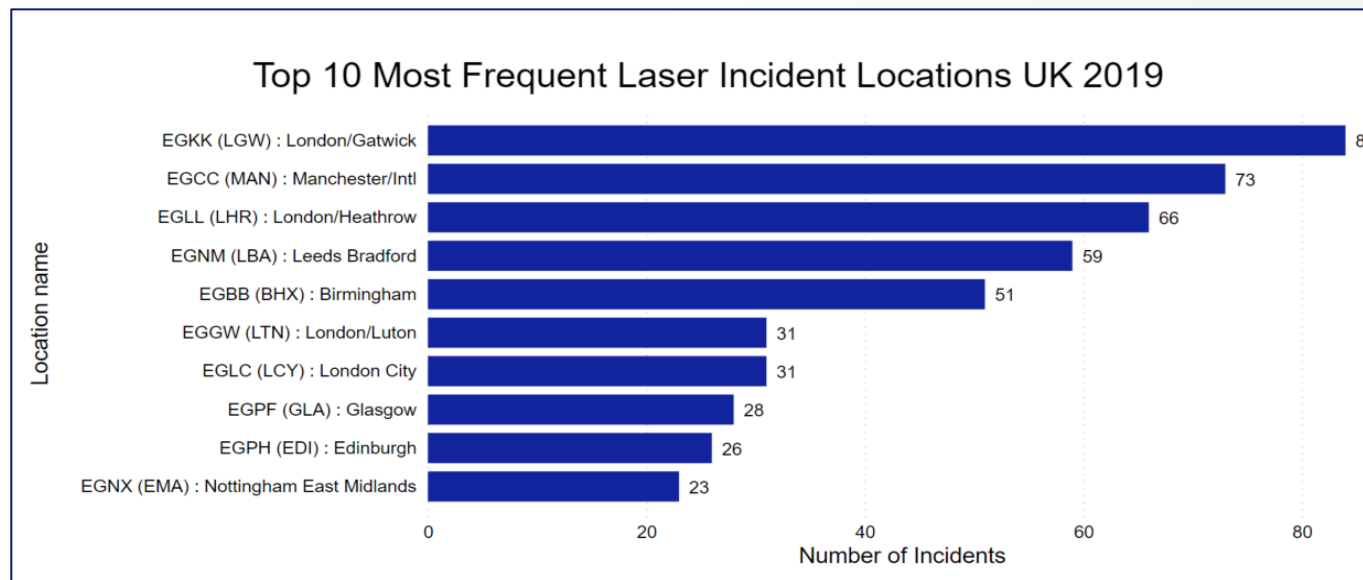
Reported Laser Strike Incident

2019-23

Laser Strike Incident 2019-23

- Data extracted on 07/07/2024 – Records complete for the years 2019, 2020, 2021, 2022 and 2023.
- The data covers the number of laser incidents in the top 10 most frequent locations throughout the year, as well as the total number of laser incidents for both in the UK airspace and UK operators Overseas.

UK Laser Incident 2019



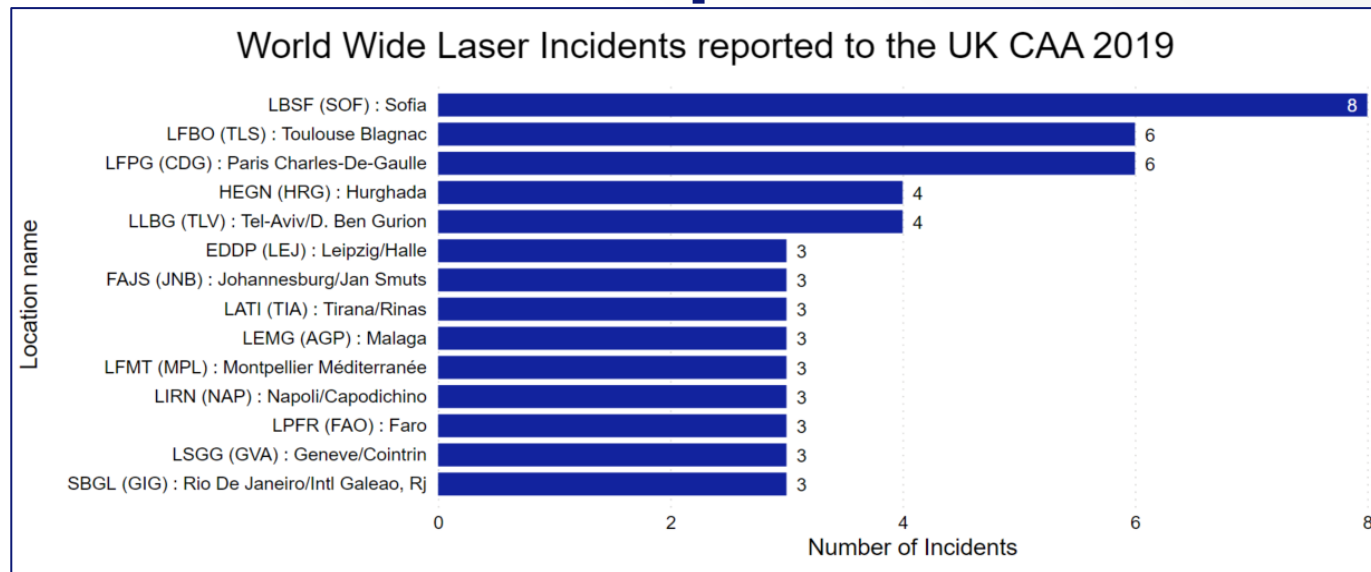
Monthly Breakdown of the Most Frequent Laser Incident Locations UK 2019

Location name	January	February	March	April	May	June	July	August	September	October	November	December	Total
EGKK (LGW) : London/Gatwick	2		2	4	17	6	16	12	10	8	1	6	84
EGCC (MAN) : Manchester/Intl	4	6	5	7	4	5	2	13	6	11	5	5	73
EGLL (LHR) : London/Heathrow	2	9	6	2	7		6	13	6	5	3	7	66
EGNM (LBA) : Leeds Bradford	2	3	1		3	5	5	29	6	1	3	1	59
EGBB (BHX) : Birmingham	3	3	1	4	6	2	6	7	6	7	2	4	51
EGGW (LTN) : London/Luton	3	2	1	4	5		5	1	5	2	1	2	31
EGLC (LCY) : London City	1	4		2	1	1		1	4	9	5	3	31
EGPF (GLA) : Glasgow	2	1	1	4	2	2	1	3	2	2	3	5	28
EGPH (EDI) : Edinburgh	1	2	10	3	1		2	1	2	4		1	27
EGNX (EMA) : Nottingham East Midlands	8	1	3	3	1	1		4	2				23

Monthly Breakdown of all Laser Incident UK 2019

January	February	March	April	May	June	July	August	September	October	November	December	Total
59	62	65	53	72	42	82	133	103	88	51	80	890

World Wide Laser Incidents reported to UK CAA 2019



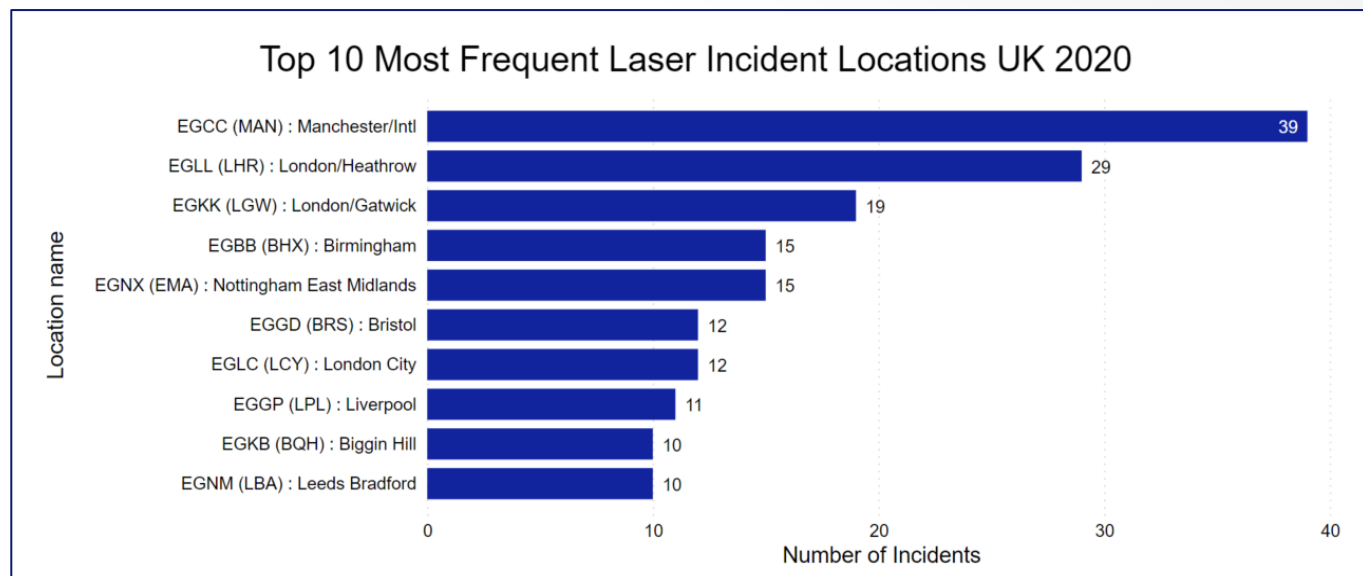
Monthly Breakdown of the Most Frequent Laser Incident World Wide 2019

Location name	January	February	March	April	May	June	July	August	September	October	November	December	Total
LBSF (SOF) : Sofia		1	6	1									8
LFPG (CDG) : Paris Charles-De-Gaulle			2			1	2					2	7
LFBO (TLS) : Toulouse Blagnac		1		2		1		1		1			6
HEGN (HRG) : Hurghada					1		1	2					4
LLBG (TLV) : Tel-Aviv/D. Ben Gurion									1	2	1		4
EDDP (LEJ) : Leipzig/Halle		1					1	1					3
FAJS (JNB) : Johannesburg/Jan Smuts		1		1				1					3
LATI (TIA) : Tirana/Rinas			1				1				1		3
LEMG (AGP) : Malaga							1	2					3
LFMT (MPL) : Montpellier Méditerranée							1	2					3
LIML (LIN) : Milano/Linate				1		1		1					3

Monthly Breakdown of World Wide Laser Incident 2019

January	February	March	April	May	June	July	August	September	October	November	December	Total
8	14	8	5	9	15	16	22	16	19	10	5	147

UK Laser Incident 2020



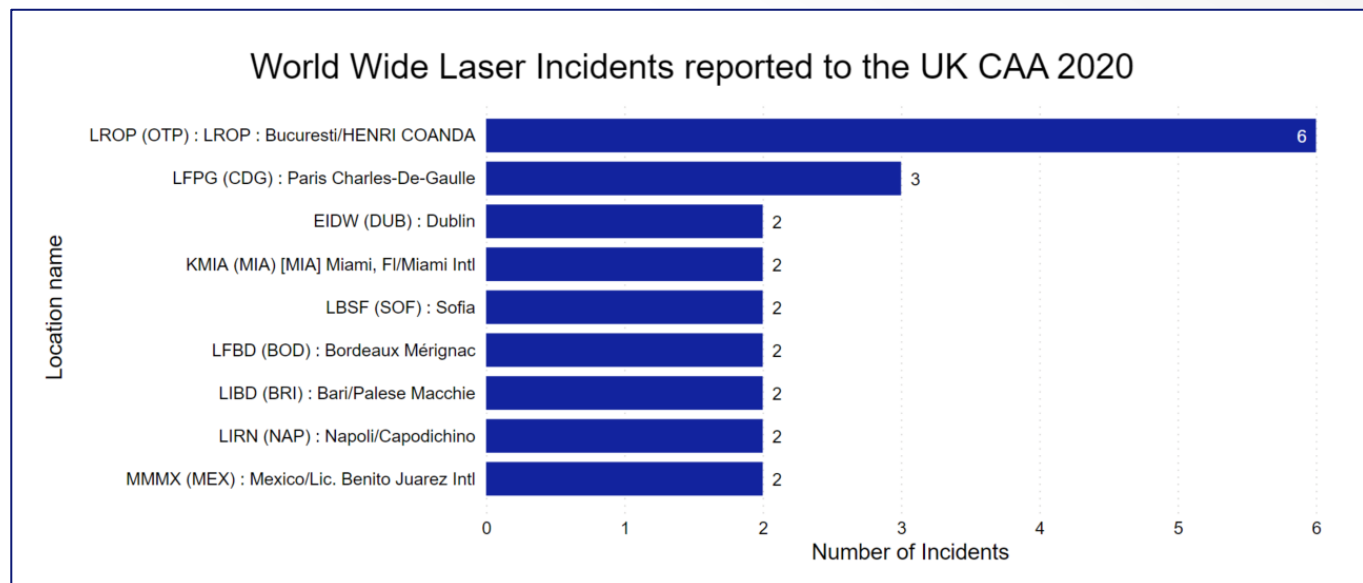
Monthly Breakdown of the Most Frequent Laser Incident Locations UK 2020

Location name	January	February	March	April	May	June	August	September	October	November	December	Total
EGCC (MAN) : Manchester/Intl	5	7	3				5	8	5	4	2	39
EGLL (LHR) : London/Heathrow	5	5	2	1	1		3	3	3	3	3	29
EGKK (LGW) : London/Gatwick		2	2				6	4	3		2	19
EGNX (EMA) : Nottingham East Midlands	2	1	2		2	1	1	3		4	1	17
EGBB (BHX) : Birmingham	6	1	5	2					1		1	16
EGLC (LCY) : London City	3	5	2						1		2	13
EGGD (BRS) : Bristol	3	2	1				2	2	2			12
EGGP (LPL) : Liverpool	3	2	1					1	1		3	11
EGKB (BQH) : Biggin Hill								3	1	1	5	10
EGNM (LBA) : Leeds Bradford	3	1	1					1	4			10
EGPF (GLA) : Glasgow		4	2						2	2		10

Monthly Breakdown of all Laser Incident UK 2020

January	February	March	April	May	June	July	August	September	October	November	December	Total
60	54	46	17	22	9	35	61	59	43	38	48	492

World Wide Laser Incidents reported to UK CAA 2020



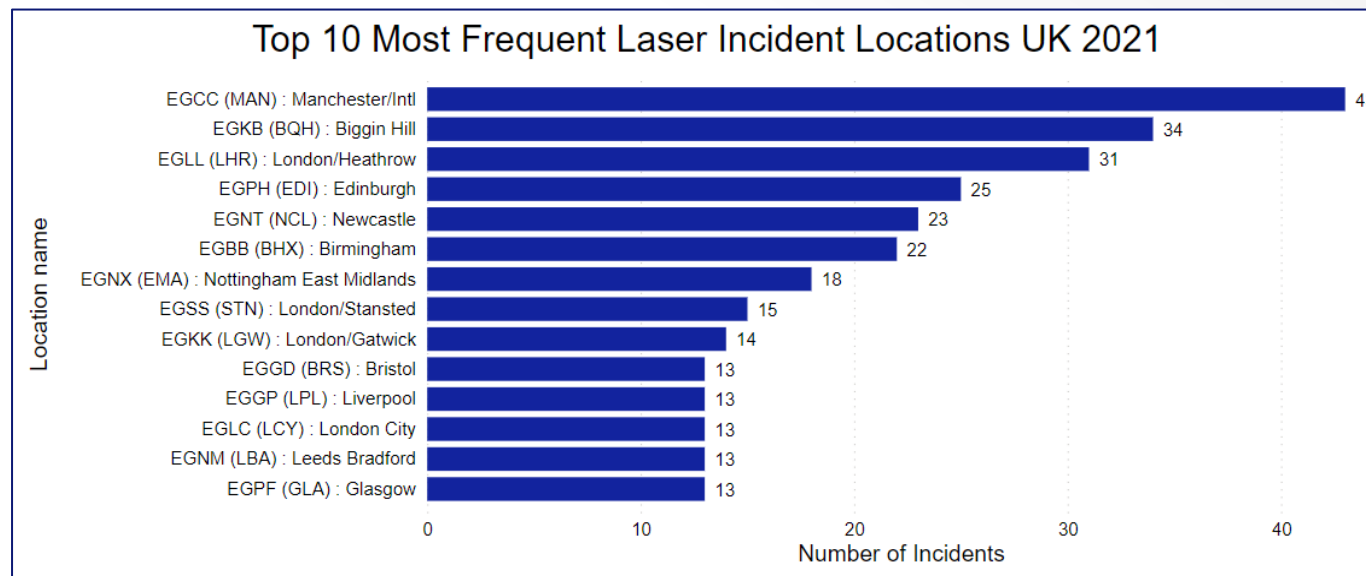
Monthly Breakdown of the Most Frequent Laser Incident World Wide 2020

Location name	January	February	March	April	June	July	August	September	October	November	December	Total
LROP (OTP) : LROP : Bucuresti/HENRI COANDA		1				2	2	1				6
LBSF (SOF) : Sofia			1				2					3
LFPG (CDG) : Paris Charles-De-Gaulle	1						1	1				3
LIRN (NAP) : Napoli/Capodichino	1								2			3
EIDW (DUB) : Dublin									2			2
KMIA (MIA) [MIA] Miami, FI/Miami Intl											2	2
LFBD (BOD) : Bordeaux Mérignac				1			1					2
LIBD (BRI) : Bari/Palese Macchie						1			1			2
MMMX (MEX) : Mexico/Lic. Benito Juarez Intl			1				1					2
EBLG (LGG) : Liège/Liège (Liège Airport)										1		1
MUVR (VRA) : Varadero		1										1

Monthly Breakdown of World Wide Laser Incident 2020

January	February	March	April	May	June	July	August	September	October	November	December	Total
5	7	2	1	1	3	5	14	5	11	3	2	59

UK Laser Incident 2021



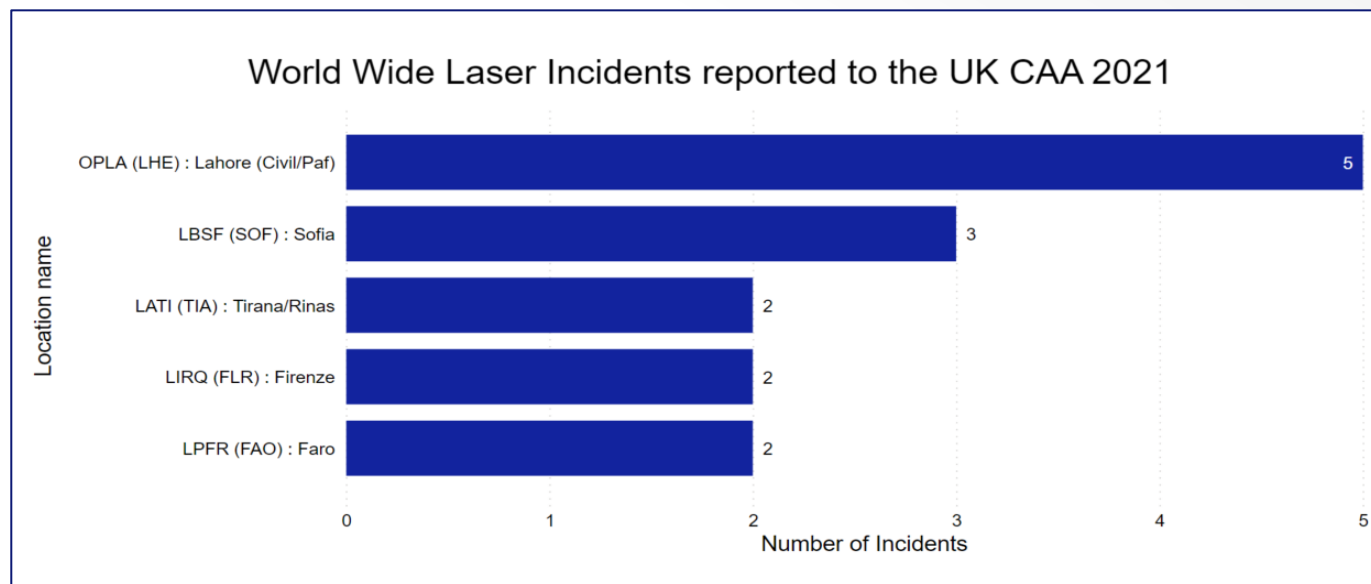
Monthly Breakdown of the Most Frequent Laser Incident Locations UK 2021

Location name	January	February	March	April	May	June	July	August	September	October	November	December	Total	
EGCC (MAN) : Manchester/Intl	1		1	1		1	2	3		2	16	10	6	43
EGKB (BQH) : Biggin Hill	1	5	2	1	1	1	1	2		5	10	2	3	34
EGLL (LHR) : London/Heathrow	2	3		1			1	8		5	6	2	3	31
EGPH (EDI) : Edinburgh	1			2		2	6	3		4	3	2	2	25
EGNT (NCL) : Newcastle					1		4			5	7	3	3	23
EGBB (BHX) : Birmingham		1	1		1	1	3	4		4	4	1	2	22
EGNX (EMA) : Nottingham East Midlands	3	4		4				1	1	3	2			18
EGSS (STN) : London/Stansted		1					3	1		2	7		1	15
EGKK (LGW) : London/Gatwick						1	2	1		4	3	1	2	14
EGGD (BRS) : Bristol			1			1	4		1	2	1	3	3	13
EGGP (LPL) : Liverpool		2					1	2		1	3	3	1	13

Monthly Breakdown of all Laser Incident UK 2021

January	February	March	April	May	June	July	August	September	October	November	December	Total
25	31	19	21	15	25	58	51	60	100	82	67	554

World Wide Laser Incidents reported to UK CAA 2021



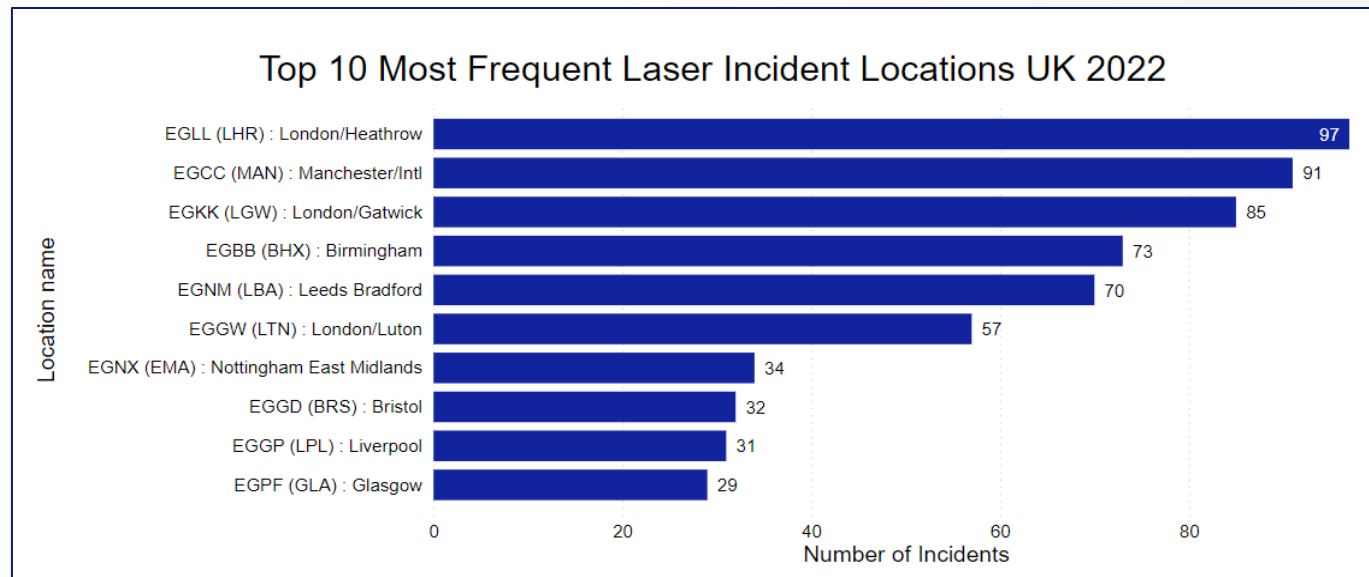
Monthly Breakdown of the Most Frequent Laser Incident World Wide 2021

Location name	January	March	April	May	June	July	August	September	October	November	December	Total
OPLA (LHE) : Lahore (Civil/Paf)		1	1		1	1			1			5
LBSF (SOF) : Sofia			1					1			1	3
EPLB : LUBLIN		1										2
LATI (TIA) : Tirana/Rinas						1	1					2
LIRQ (FLR) : Firenze										2		2
LPFR (FAO) : Faro					1			1				2
EBBR (BRU) : Brussels/Brussels-National (Brussels Airport)		1										1
EDDP (LEJ) : Leipzig/Halle								1				1
EGNS (IOM) : Isle Of Man/Ronaldsway									1			1
EHAM (AMS) : Amsterdam/Schiphol								1				1

Monthly Breakdown of World Wide Laser Incident 2021

January	March	April	May	June	July	August	September	October	November	December	Total
1	3	2	2	2	4	4	10	5	12	5	50

UK Laser Incident 2022



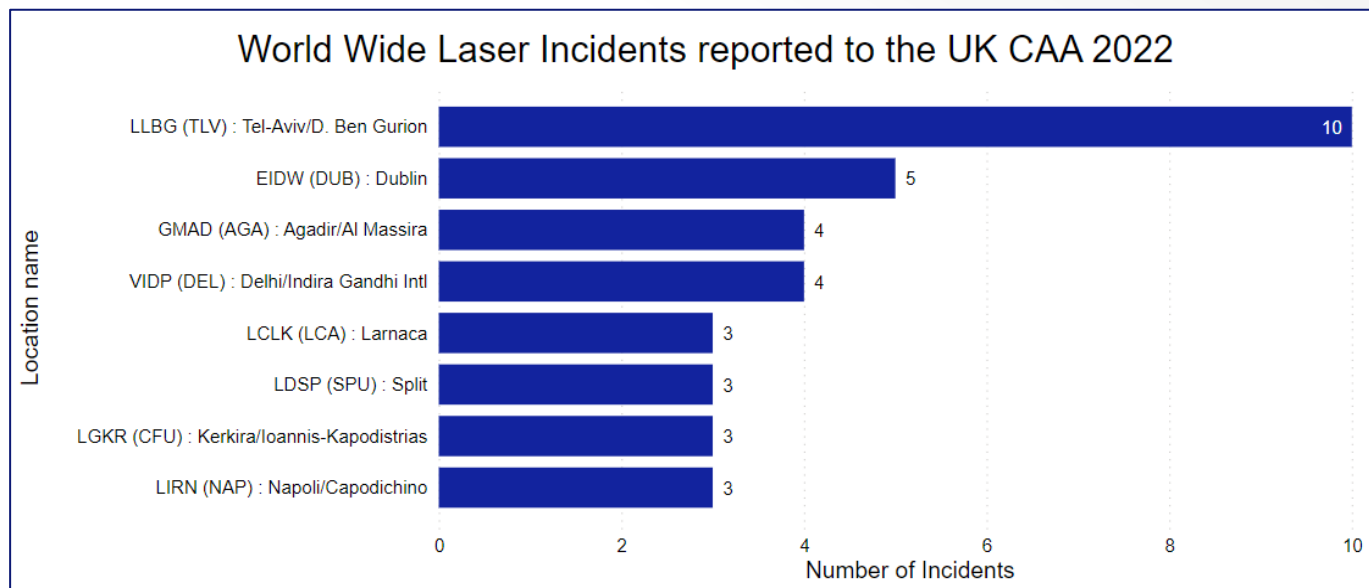
Monthly Breakdown of the Most Frequent Laser Incident Locations UK 2022

Location name	January	February	March	April	May	June	July	August	September	October	November	December	Total
EGLL (LHR) : London/Heathrow	6		1	10	7	6	12	11	13	9	13	9	97
EGCC (MAN) : Manchester/Intl	10	5	3	11	6	13	12	7	7	7	6	5	92
EGKK (LGW) : London/Gatwick	3	4	4	9	13	10	12	15	5	4	2	4	85
EGBB (BHX) : Birmingham	2	2	4	5	3	4	7	12	9	12	8	5	73
EGNM (LBA) : Leeds Bradford		2	3	5	4	5	9	15	7	9	4	7	70
EGGW (LTN) : London/Luton	1		9	5	1	4	4	14	9	5	1	4	57
EGNX (EMA) : Nottingham East Midlands	1		2	3		2	7	7	1	8	3		34
EGGD (BRS) : Bristol	1	1	1	1	1	2	7	6	1	5	2	5	33
EGGP (LPL) : Liverpool	1		5	4		5	3	6	2	2	1	2	31
EGPF (GLA) : Glasgow	5	3	1		6	1	2	1	4	4		2	29

Monthly Breakdown of all Laser Incident UK 2022

January	February	March	April	May	June	July	August	September	October	November	December	Total
60	53	69	70	59	74	119	156	140	121	74	64	1059

World Wide Laser Incidents reported to UK CAA 2022



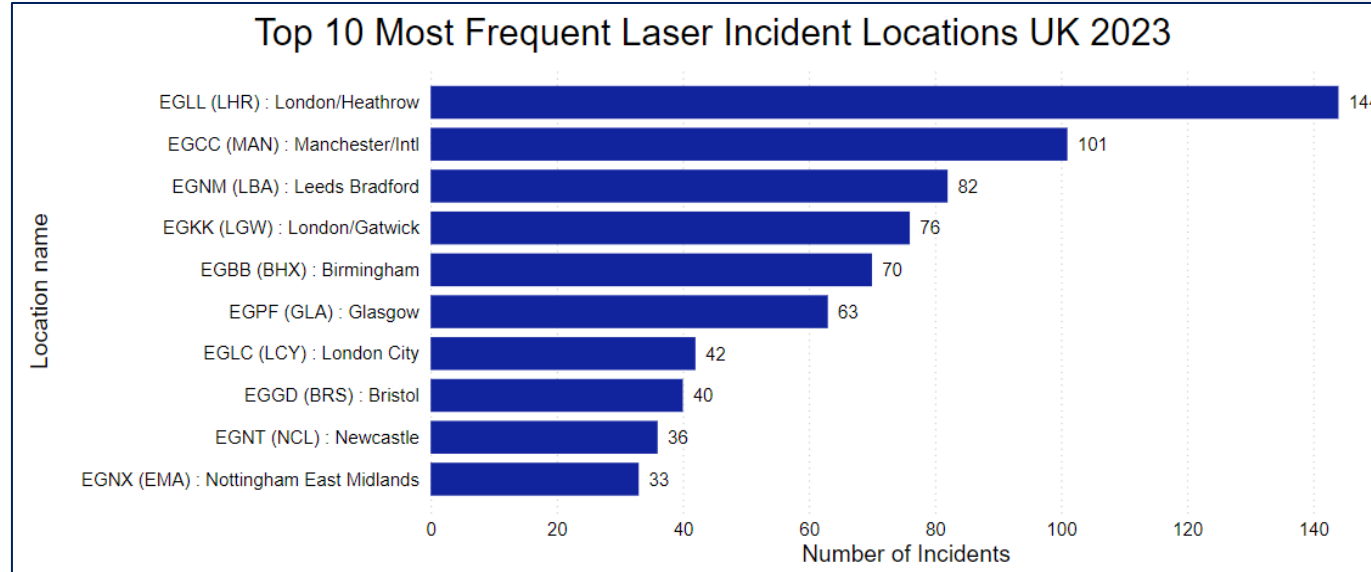
Monthly Breakdown of the Most Frequent Laser Incident World Wide 2022

Location name	January	March	April	May	June	July	August	September	October	November	December	Total
LLBG (TLV) : Tel-Aviv/D. Ben Gurion		1	1	1	1	2	3				1	10
EIDW (DUB) : Dublin									1	1	3	5
GMAD (AGA) : Agadir/Al Massira				1	1	1			1			4
VIDP (DEL) : Delhi/Indira Gandhi Intl				1			2	1				4
LCLK (LCA) : Larnaca					1				2			3
LDSP (SPU) : Split						2	1					3
LGKR (CFU) : Kerkira/Ioannis-Kapodistrias						1	1	1				3
LIRN (NAP) : Napoli/Capodichino					1		1	1				3
EDDP (LEJ) : Leipzig/Halle						1		1				2
GMMX (RAK) : Marrakech/Menara										1	1	2
LBDP (PDV) : Plovdiv							2					2

Monthly Breakdown of World Wide Laser Incident 2022

January	February	March	April	May	June	July	August	September	October	November	December	Total
4	2	2	6	8	12	18	25	12	8	6	8	111

UK Laser Incident 2023



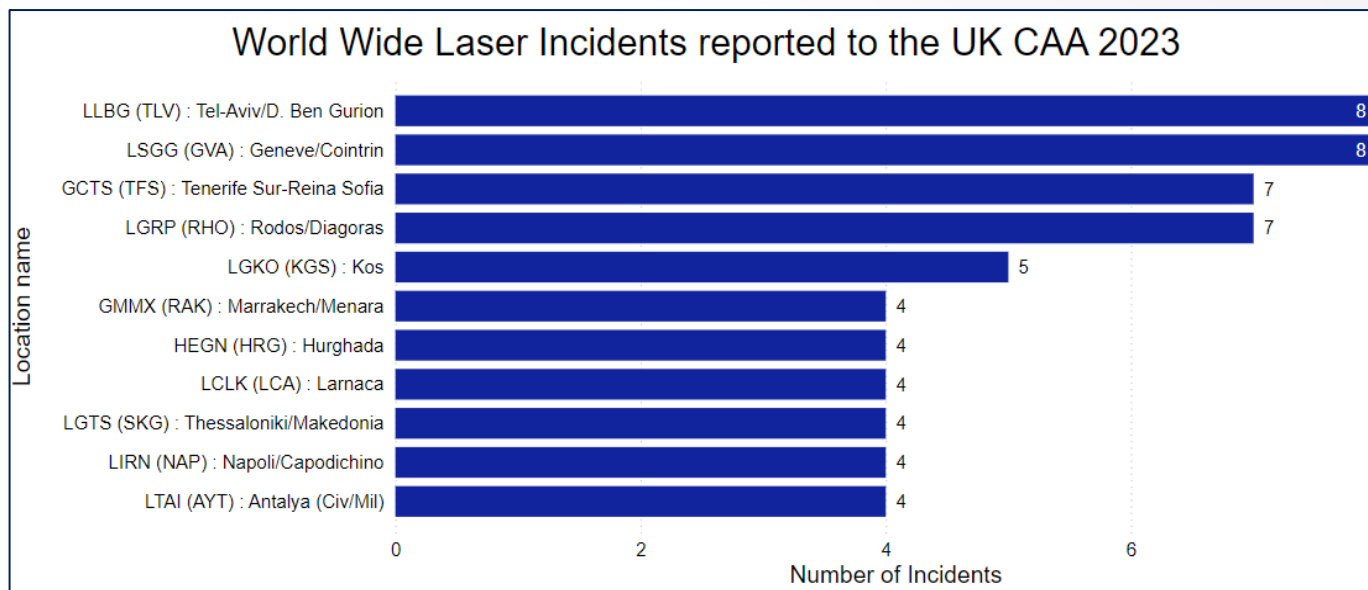
Monthly Breakdown of the Most Frequent Laser Incident Locations UK 2023

Location name	January	February	March	April	May	June	July	August	September	October	November	December	Total
EGLL (LHR) : London/Heathrow	23	7	6	7	2	4	11	11	19	16	19	19	144
EGCC (MAN) : Manchester/Intl	6	7	5	6	6	11	11	4	11	20	9	5	101
EGNM (LBA) : Leeds Bradford	5	1	6	4	14	8	3	10	7	5	8	11	82
EGKK (LGW) : London/Gatwick	1	3	1		5	7	6	17	26	2	4	4	76
EGBB (BHX) : Birmingham	9	6	6	3	2	3	3	6	8	12	7	5	70
EGPF (GLA) : Glasgow	4	1	1	12	2	1	9	2	2	8	7	14	63
EGLC (LCY) : London City	2	4	3	5		1	2		4	5	7	9	42
EGGD (BRS) : Bristol	2	1	1	1		6	3	8	7	4	3	4	40
EGNT (NCL) : Newcastle		1	1		3	2	8	5	9	4	2	1	36
EGNX (EMA) : Nottingham East Midlands	5	5		1	5	3	1	1	2	3	5	2	33

Monthly Breakdown of all Laser Incident UK 2023

January	February	March	April	May	June	July	August	September	October	November	December	Total
95	68	53	57	88	74	101	155	164	146	128	119	1248

World Wide Laser Incidents reported to UK CAA 2023



Monthly Breakdown of the Most Frequent Laser Incident World Wide 2023

Location name	January	February	April	May	June	July	August	September	October	November	December	Total
LLBG (TLV) : Tel-Aviv/D. Ben Gurion		1		1	1	2	1		1	1		8
LSGG (GVA) : Geneve/Cointrin			1		1	1			2	2	1	8
GCTS (TFS) : Tenerife Sur-Reina Sofia					1	1	1	1	1		2	7
LGRP (RHO) : Rodos/Diagoras					1	1	1		2	2		7
LGKO (KGS) : Kos						4	1					5
GMMX (RAK) : Marrakech/Menara									2	2		4
HEGN (HRG) : Hurghada				1		1	2					4
LCLK (LCA) : Larnaca						3			1			4
LGTS (SKG) : Thessaloniki/Makedonia			1				2	1				4
LIRN (NAP) : Napoli/Capodichino	1					2	1					4
LTAI (AYT) : Antalya (Civ/Mil)				1	1				2			4

Monthly Breakdown of World Wide Laser Incident 2023

January	February	March	April	May	June	July	August	September	October	November	December	Total
7	8	10	9	14	17	24	35	27	26	13	10	200

Overall Summary of Laser Incidents 2009-23

Laser Incidents UK

Years	Jan	Feb	Mar	Apr	May	Jun	Jul	Aug	Sep	Oct	Nov	Dec	Total
2009	23	34	34	37	30	33	57	86	118	146	96	52	746
2010	69	49	68	65	59	72	160	228	290	252	127	61	1500
2011	111	92	109	142	90	84	147	278	314	254	162	129	1912
2012	130	104	125	76	53	50	107	215	245	198	160	108	1571
2013	102	88	49	66	62	57	125	245	168	176	148	110	1396
2014	88	95	126	68	66	60	147	209	156	184	131	108	1438
2015	107	86	90	67	62	58	119	197	190	170	155	138	1439
2016	133	152	97	63	38	55	81	109	171	137	122	92	1250
2017	76	52	75	75	44	58	77	122	98	116	120	76	989
2018	70	45	35	33	62	55	68	104	92	91	65	55	775
2019	59	62	65	53	72	42	82	133	103	88	51	80	890
2020	60	54	46	17	22	9	35	61	59	43	38	48	492
2021	25	31	19	21	15	25	58	51	60	100	82	67	554
2022	60	53	69	70	59	74	119	156	140	121	74	64	1059
2023	95	68	53	57	88	74	101	155	164	146	128	119	1248

Laser Incidents Involving UK Operators Overseas

Years	Jan	Feb	Mar	Apr	May	Jun	Jul	Aug	Sep	Oct	Nov	Dec	Total
2009	2	3	5	3	8	7	9	18	15	10	19	26	125
2010	19	9	21	24	17	30	33	56	34	19	15	9	286
2011	13	3	14	29	19	23	48	91	65	30	17	14	366
2012	14	7	14	6	12	20	29	49	28	20	12	7	218
2013	17	23	25	17	15	31	53	59	28	32	12	17	329
2014	10	16	13	21	19	25	44	67	45	29	16	12	317
2015	16	10	22	22	17	39	37	70	47	34	20	18	352
2016	15	23	18	18	17	23	32	46	24	24	19	16	275
2017	11	13	14	9	18	21	40	41	33	27	11	5	243
2018	13	8	15	12	11	13	14	32	17	11	11	9	166
2019	8	14	8	5	9	15	16	22	16	19	10	5	147
2020	5	7	2	1	1	3	5	14	5	11	3	2	59
2021	1	0	3	2	2	2	4	4	10	5	12	5	50
2022	4	2	2	6	8	12	18	25	12	8	6	8	111
2023	7	8	10	9	14	17	24	35	27	26	13	10	200